

# May

Return Every Friday!

	Monday	Tuesday	Wednesday	Thursday
<b>Week 1</b> {May 4} Read every day!  <input type="checkbox"/> Parent Initial <input type="checkbox"/> Teacher Initial	Read a book together.  Draw a picture to summarize the beginning, middle and end.	Write the missing digraphs in each word.  What does ch, th, sh and ph say?	Write the next 3 numbers for each set.  Skip count to 120 by 5's	Color each crayon a different color.  Read each sight word and color the box the correct color.
<b>Week 2</b> {May 11} Read every day!  <input type="checkbox"/> Parent Initial <input type="checkbox"/> Teacher Initial	Draw and color the correct number of shapes.	Find each of the sight words in the word search.  Say each word in a sentence.	Draw 2 keyword pictures.  Write the letter.	Use the number line to solve the subtraction problems.  Did you move up or down the number line?
<b>Week 3</b> {May 18} Read every day!  <input type="checkbox"/> Parent Initial <input type="checkbox"/> Teacher Initial	Write the missing letters.  What letter makes the vowels say their long sound?	Write each number.  Draw the correct number of pictures.	Draw 2 keyword pictures.  Write the letter.	Trace and read each word.  Circle the vowel in each word.
<b>Week 4</b> {May 25} Read every day!  <input type="checkbox"/> Parent Initial <input type="checkbox"/> Teacher Initial	Draw and write about your weekend.  Does your story have a beginning, middle and end?	Match the vowel sound to the correct picture.  Say the short and long sound for each vowel.	Draw 2 keyword pictures.  Write the letter.	Find the words in a magazine, ad, newspaper or internet.  Cut and glue them in the box.

# Monday {Week 1}

Read a book together and draw a picture to summarize the beginning, middle and end.


Beginning

Middle

End

# Tuesday {Week 1}


Sound out each word and draw a picture.




\_\_eese




\_\_ell




\_\_ick



\_\_ale



\_\_umb



\_\_ip

# Wednesday {Week 1}

Write the next 3 numbers for each set.

20 25 30

---

---

---

45 50 55

---

---

---

80 85 90

---

---

---

# Thursday {Week 1}

Color each crayon a different color. Read each sight word and color the box the correct color.

was

what

there

what

there

was

what

was

what

there

was

there

was

what

there

what



# Monday {Week 2}

Draw and color the correct number of shapes.

3 blue circles

4 red squares

5 pink rectangles

6 orange ovals

1 purple rhombus

7 green triangles

# Tuesday {Week 2}

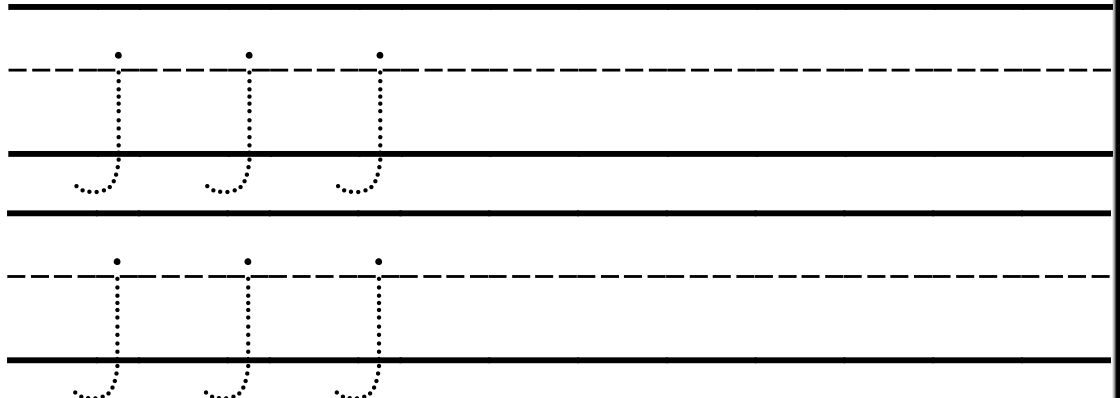

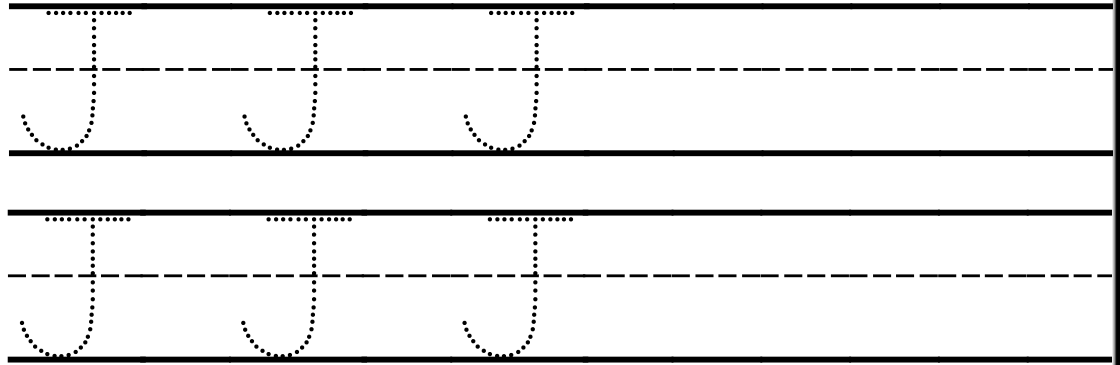

Find each of the sight words in the word search.

**Find:** what was they went

r v j w a s t f n o  
w h a t k r q n i k  
n g h j k t h e y n  
i w e n t h f s u p

# Wednesday {Week 2}

Draw 2 keyword pictures and write the letter.



# Thursday {Week 2}

Use the number line to solve the subtraction problems.

$10 - 5 =$

$6 - 6 =$

$14 - 4 =$

$8 - 6 =$

$5 - 3 =$

$15 - 10 =$

$12 - 8 =$

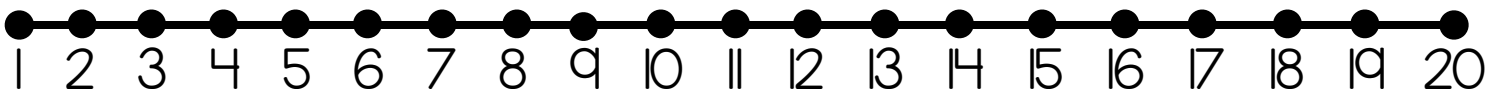
$7 - 4 =$

$8 - 3 =$

$8 - 5 =$


$11 - 5 =$

$13 - 6 =$



# Monday {Week 3}

Write the missing letters. What letter makes the vowels say their long sound?



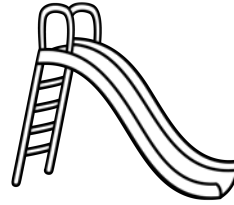
k \_ t \_




g l \_ \_




c \_ k \_



sl \_ d \_



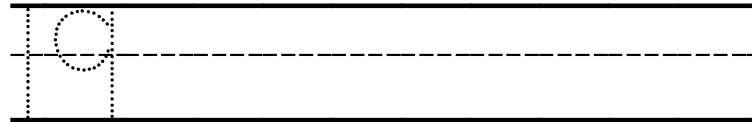
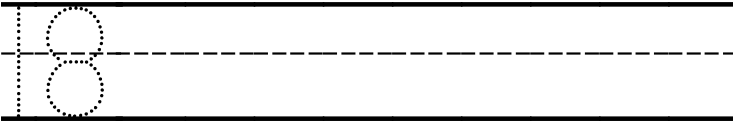
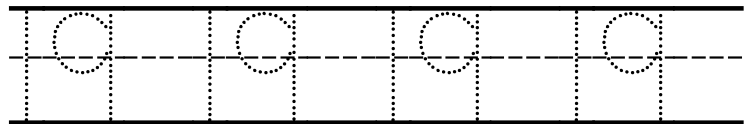
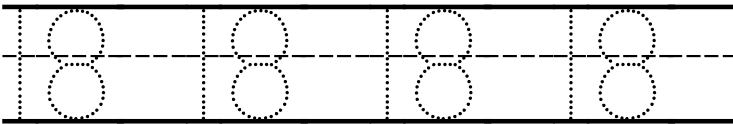
v \_ t \_



gr \_ p \_

# Tuesday {Week 3}

Write each number and draw the correct number of pictures.



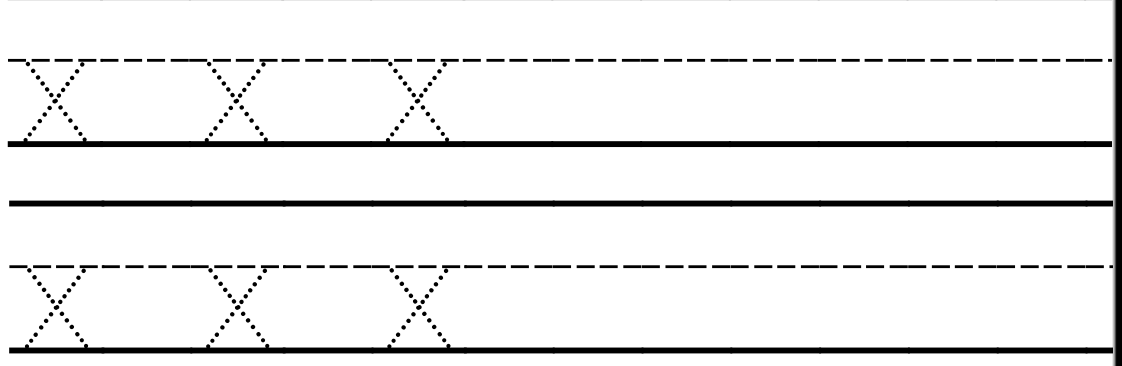
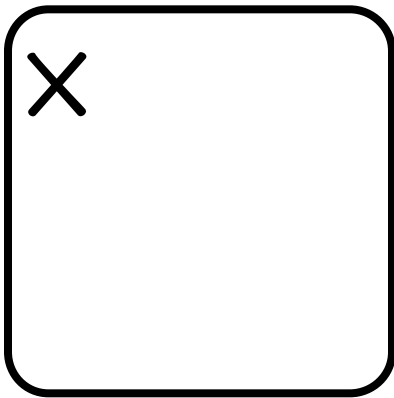
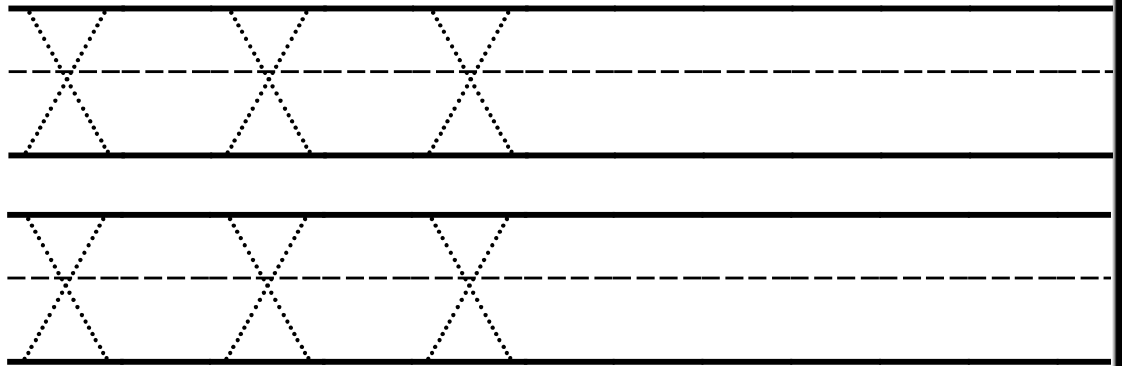

Draw eighteen flowers.



Draw nineteen umbrellas.

# Wednesday {Week 3}

Draw 2 keyword pictures and write the letter.



# Thursday {Week 3}

Trace and read each word.

hat cap tan


net hen weed

mop pot fog

gun bug hut

# Monday {Week 4}

Draw and write about your weekend.



Handwriting practice lines consisting of a solid top line, a dashed middle line, and a solid bottom line, repeated five times.

Additional handwriting practice lines consisting of a solid top line, a dashed middle line, and a solid bottom line, repeated three times.

# Tuesday {Week 4}

Match the vowel sound to the correct picture.





long  
i

long  
a

long  
o

long  
u

long  
e





# Wednesday {Week 4}

Draw 2 keyword pictures and write the letter.

Q

Q Q Q

Q Q Q

q

q q q

q q q

# Thursday {Week 4}

Find the words in a magazine, ad, newspaper, or internet.

## Word Bank



that  
too  
they  
was  
who

# May Reading Log

Date	Book Title/Author	Minutes	Initial